

Sayın Müşteri,
Satin aldığınız bu ürün size ulaşmadan önce tüm ürünlerimiz Test edilmiş, kontrol edilmiş ve paketlenmiştir.
Ancak taşıma esnasında bazı parçalar zarar görebilir. Böyle bir durumda karşılıksız ürünün tamamını geri göndermeyin. Sadece hasarlı parçayı ve malzemeyi isteyin.
Gerekli parça ve malzemelerin kodunu kurulumda bulabilirsiniz. Montaja başlamadan önce kutulardan çıkan ürünler eksiksiz olarak olduğundan emin olun.
Birden fazla ürün satın aldıysanız montajını tamamlamadan ikinci ürünü açarak karışıklık yaratmayınız.
Kurulumu başlamadan önce her parçayı hafif nemli bir bezle silin ve kurulumu başlatın.
Lütfen mobilyalarımızı amacı dışında kullanmayınız.

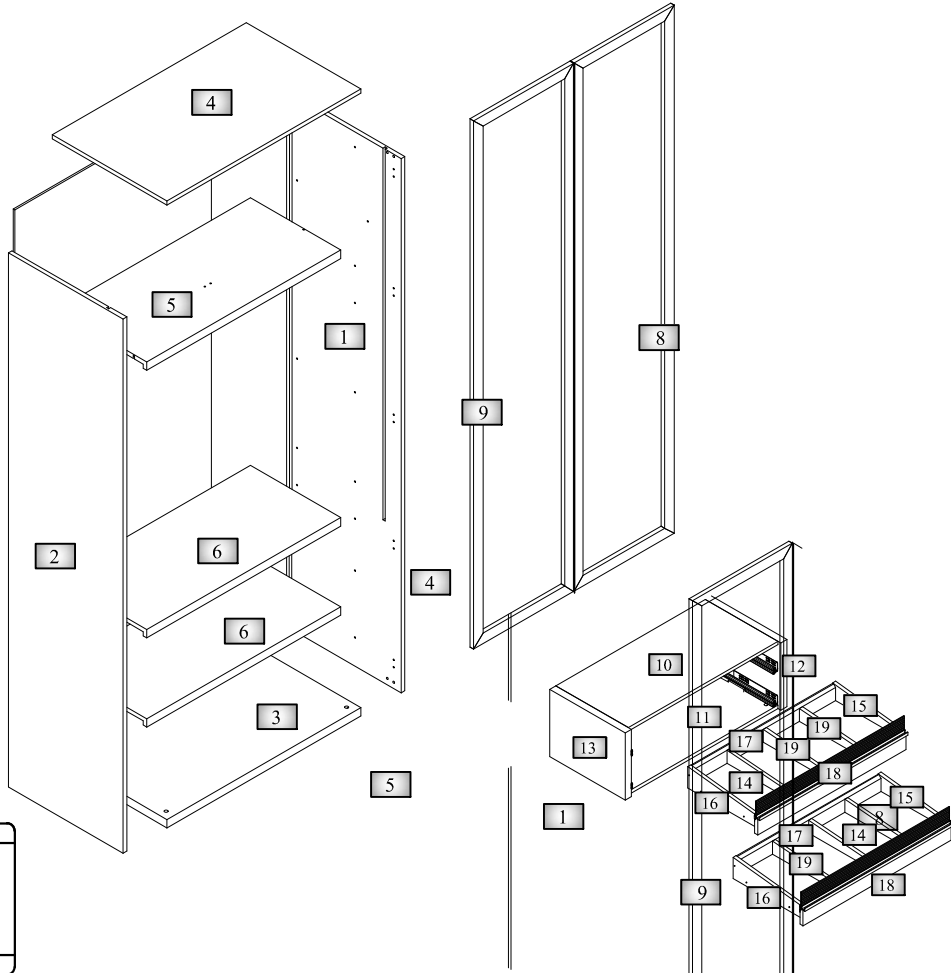
Dear Customer,
Before this product you have purchased reaches you, all of our has been tested and checked and packaged.
However, some parts may be damaged during transportation. If you encounter such a situation, do not send the entire product back, and simply ask for the damaged part and the material.

You can find the code of the required parts and materials in the installation. Before starting the assembly, the products coming out of the boxes are complete and harmless. make sure it is.
If you have purchased more than one product, without completing the assembly of a single product, Do not cause confusion by opening the second product.
Before starting the installation, wipe each part with a slightly damp cloth and start the installation.
You can start.

Please do not use your furniture for other than its intended purpose.

D205 CEKMECELI DOLAP

KONUMLANDIRMA YAPARKEN MALZEMELERİN KODUNA VE YERİNE DİKKAT EDİLİM
LET'S PAY ATTENTION TO THE CODE AND LOCATION OF THE MATERIALS WHEN POSITIONING

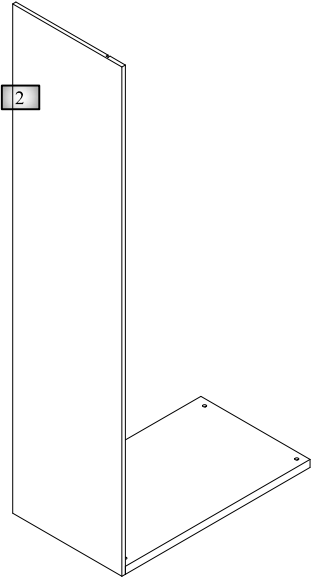
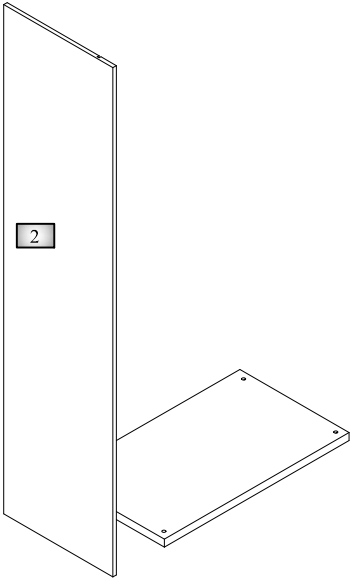
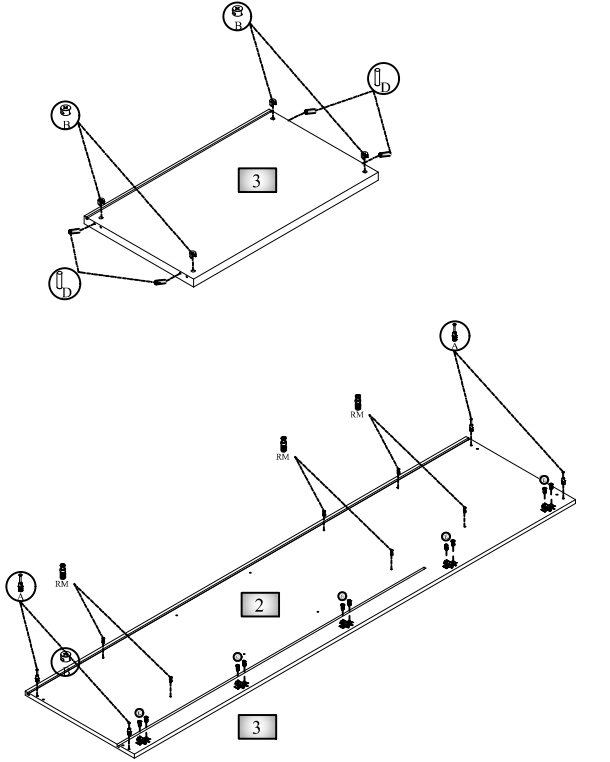



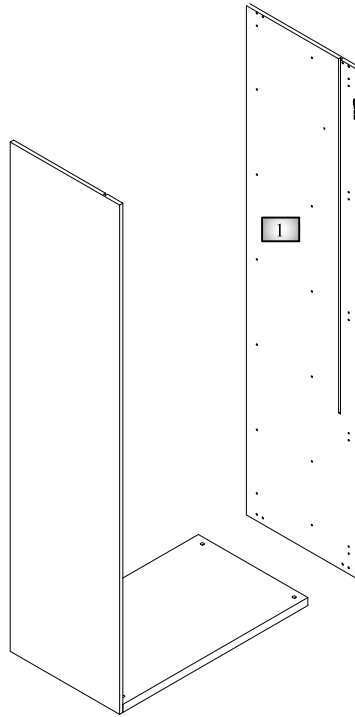
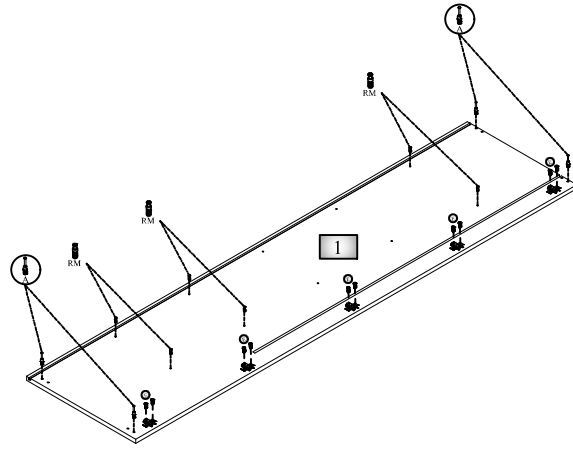
Code	Items	Qty	Code	Items	Qty	Code	Items	Qty	Code	Items	Qty	Code	Items	Qty	Code	Items	Qty	Code	Items	Qty																											
A	FIX SCREW	22	B	FIX LOCK	22	C	FIX PLUG	22	D	ÖN MONTAJ PLS. PÖVEL	16	E	3,5*16 CHIPBOARD SCREWS	54	H1	ÖN MONTAJ	6	H2	ÖN MONTAJ PİRENTİ	4	K	HANGER FLANGE	2	RM	RAHİL MİL	12	RF	RAHİL KÖRÜK	12	I	HANGER PIPE	1	E5	3,5*25 CHIPBOARD SCREWS	30	AP	ÖN MONTAJ PİRENTİ	20	KV22	4*22 SCREWS	2	G	KABİN SAKIN SAKIN SAKIN	34	R1	RAHİL	1

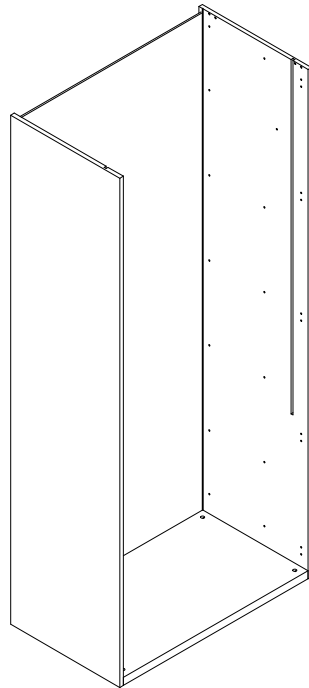
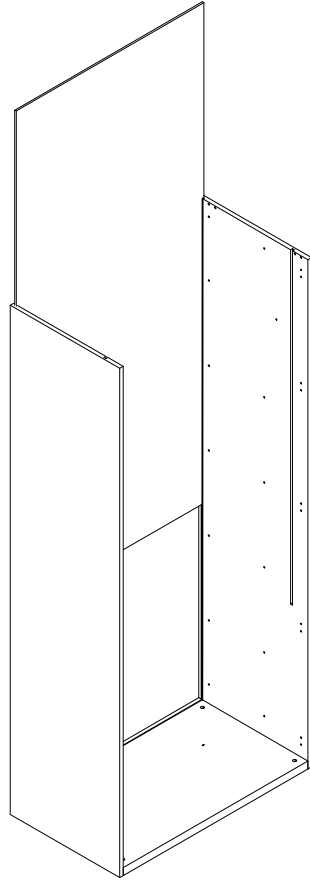
PARÇA KODU	PARÇA ADI	ADET
1	SAG YAN TABLA	1
2	SOL YAN TABLA	1
3	ALT TABLA	1
4	ÜST TABLA	1
5	BOLME	1
6	RAF	2
7	ARKALIK	1
8	PROFİL KAPAK	1
9	KULPLU PROFİL KAPAK	1
10	CEKMECE ÜST TABLA	1
11	CEKMECE ALT TABLA	1
12	CEKMECE SAG YAN TABLA	1
13	CEKMECE SOL YAN TABLA	1
14	CEKMECE DIBI	2
15	CEKMECE SAG YAN	2
16	CEKMECE SOL YAN	2
17	CEKMECE ARKA	2
18	CEKMECE ON	2
19	CEKMECE ARA KAYIT	6
20		
21		
22		
23	PROFİL KAPAK	
24	KULPLU PROFİL KAPAK	1
25		
26		
27		
28		
29		


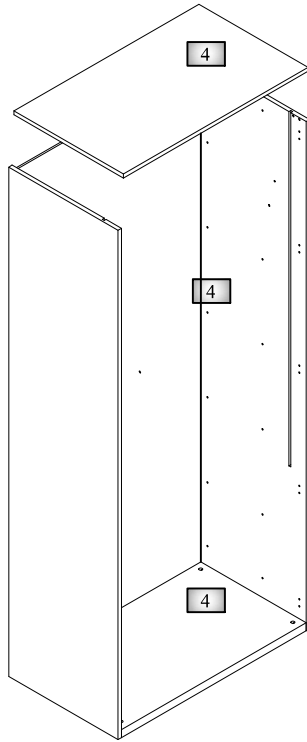
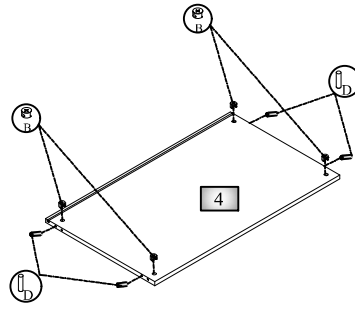
DETAYLI KURULAMA KODU OKUTUNUZ / READ THE DETAILED DRYING CODE

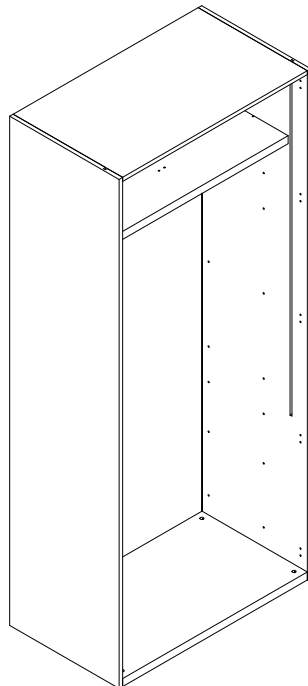
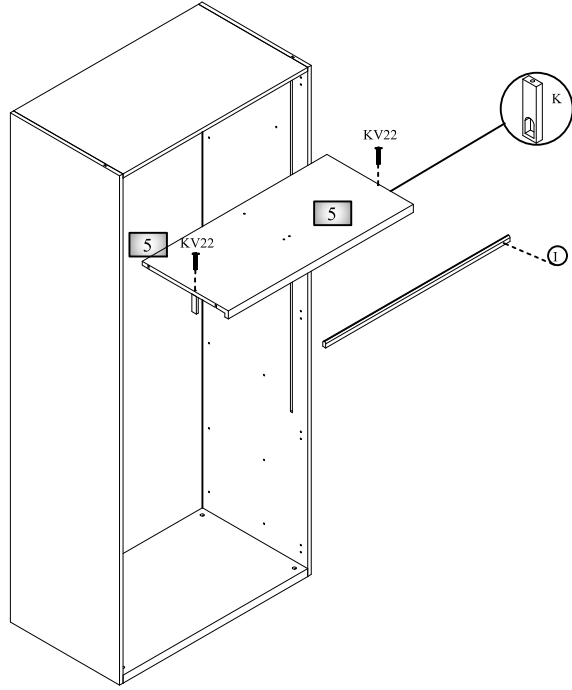
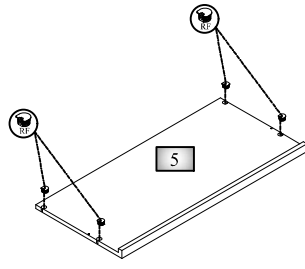
Yedek parça ihtiyacınız olması durumunda lütfen montaj talimatlarında gösterilen "Model Kodu" ve "Aksesuar Kodu"nu belirtiniz. **3**
In case you need a sparepart, please indicate "Model Code" and "Accessory Code" shown in the assembly instructions.

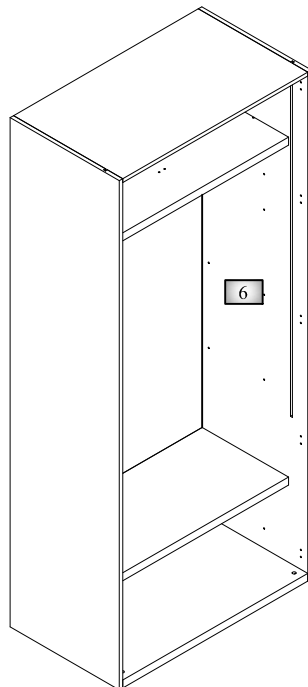
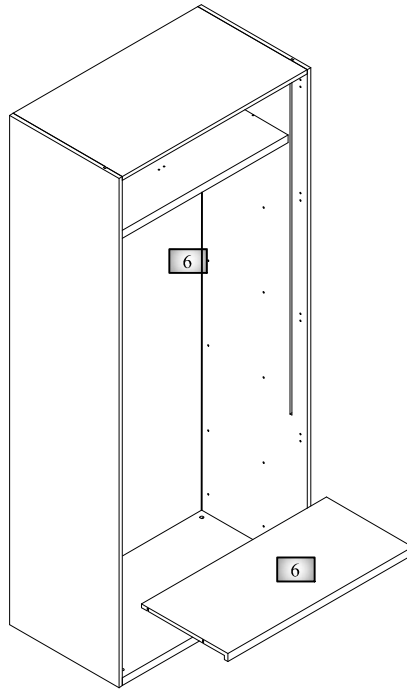
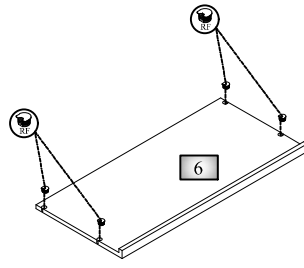


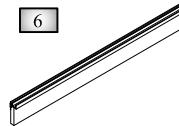
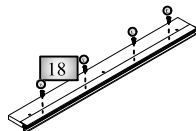
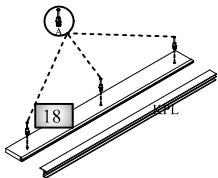
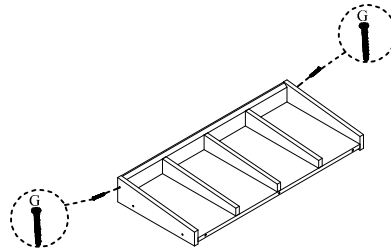
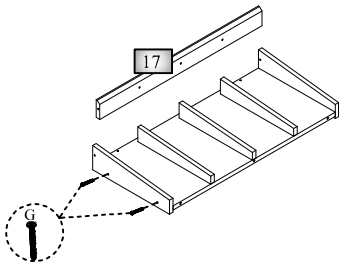
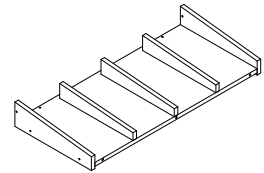
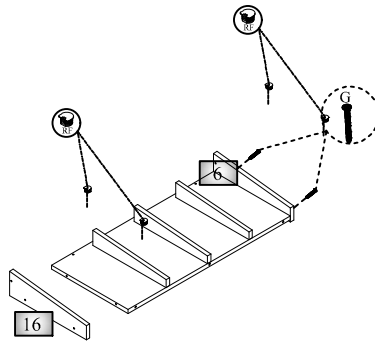
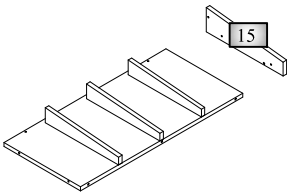
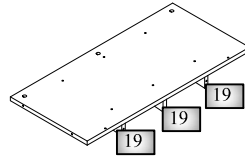
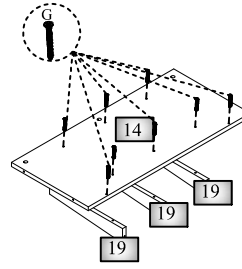
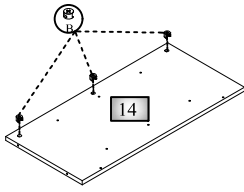












ÇAM PLASTİKLERLE KULPA TUTTURULUR.

