COMO TV UST

KONUMLANDIRMA YAPARKEN MALZEMELERİN KODUNA VE YERİNE DİKKAT EDELİM
LET'S PAY ATTENTION TO THE CODE AND LOCATION OF THE MATERIALS WHEN POSITIONING

Sayın Müşteri,
Satın aldığınız bu ürün size ulaşmadan önce tüm ürünlerimiz
Test edilmiş, kontrol edilmiş ve paketlenmiştir.
Ancak taşıma esnasında bazı parçalar zarar görebilir.
Böyle bir durumla karşılaşırsanız ürünün tamamını geri göndermeyin.
Sadece hasarlı parçayı ve malzemeyi isteyin.

Gerekli parça ve malzemelerin kodunu kurulumda bulabilirsiniz.

Montaja başlamadan önce kutulardan çıkan ürünler eksiksiz olarak olduğundan emin olun.
Birden fazla ürün satın aldıysanız montajını tamamlamadan
İkinci ürünü açarak karışıklık yaratmayınız.
Kuruluma başlamadan önce her parçayı hafif nemli bir bezle silin ve kurulumu başlatın.
Lütfen mobilyalarınızı amacı dışında kullanmayınız.

Dear Customer,
Before this product you have purchased reaches you, all of our has been tested and checked and packaged.
However, some parts may be damaged during transportation.
If you encounter such a situation, do not send the entire product back.
and simply ask for the damaged part and the material.

You can find the code of the required parts and materials in the installation
Before starting the assembly, the products coming out of the boxes are complete and harmless.
make sure it is.
If you have purchased more than one product, without completing the assembly of a single product,
Do not cause confusion by opening the second product.
Before starting the installation, wipe each part with a slightly damp cloth and start the installation.
You can start.
Please do not use your furniture for other than its intended purpose.

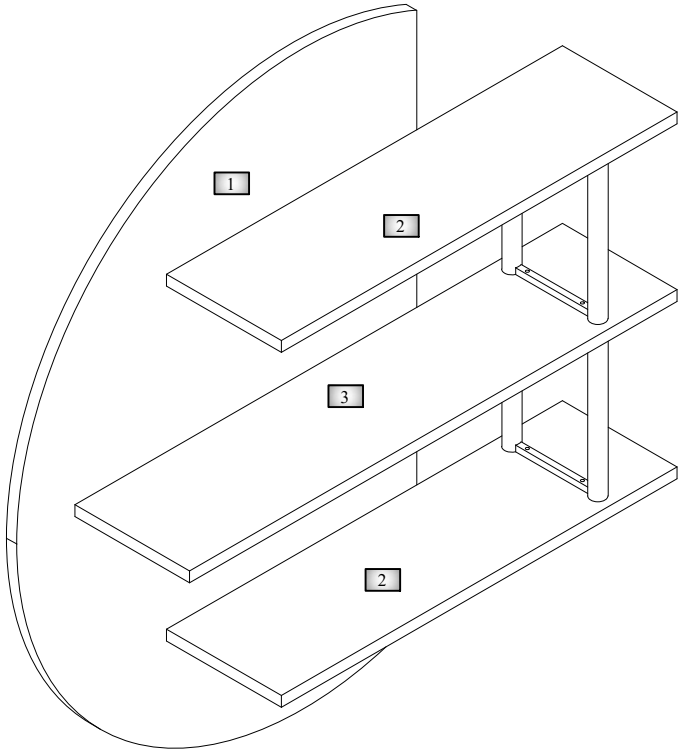

PARÇA KODU	PARÇA ADI	ADET
1	ARKA PANO	1
2	ALT UST RAF	2
3	ORTA RAF	1

MATERIAL PICTURES

Code	Items	Quanlbes
A	FİX SCREW	6
B	FİX LOCK	6
C	FİX PLUG	6
D	Ø8mm PLS. DOWEL	6
E	3,5*18 CHIPBOARD SCREWS	12
PD	PLASTIK DUBEL	4
E5	4*50 SCREWS	4
AM	HANGER METAL	2
RM	SHELF METAL	2

Yedek parça ihtiyacınız olması durumunda lütfen montaj talimatlarında gösterilen "Model Kodu" ve "Aksesuar Kodu"nu belirtiniz.
In case you need a sparepart, please indicate "Model Code" and "Accessory Code" shown in the assembly instructions.

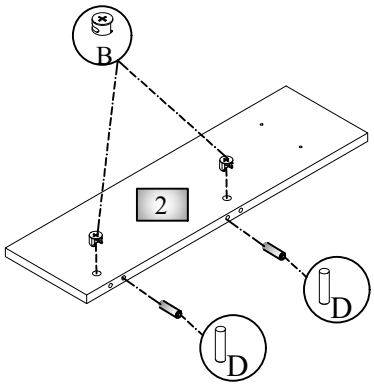
B
2
D
D

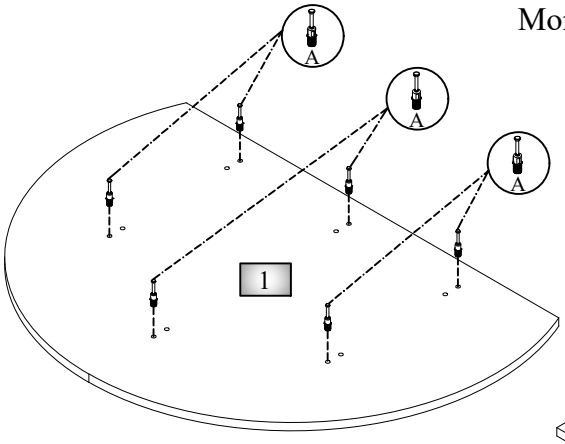
A
A
A
1

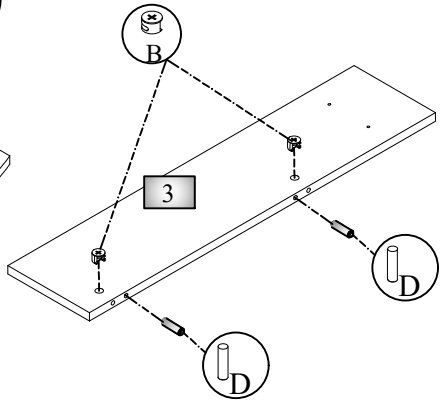
B
3
D
D

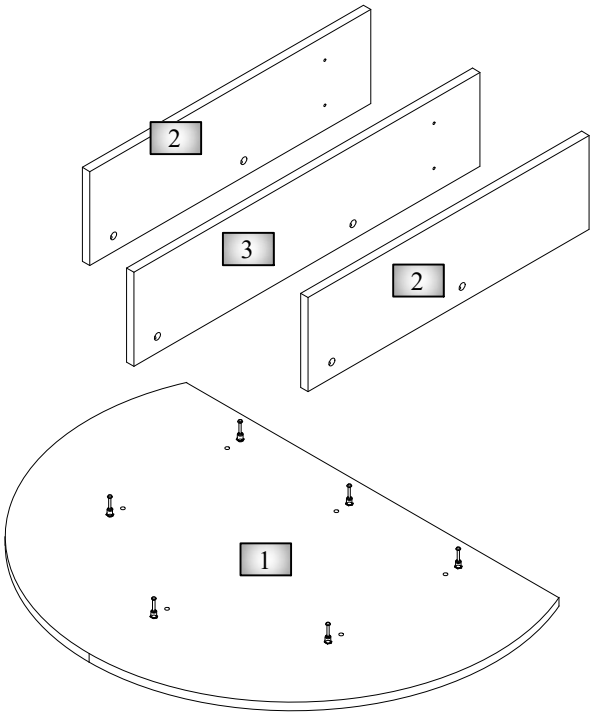
2
3
2
1

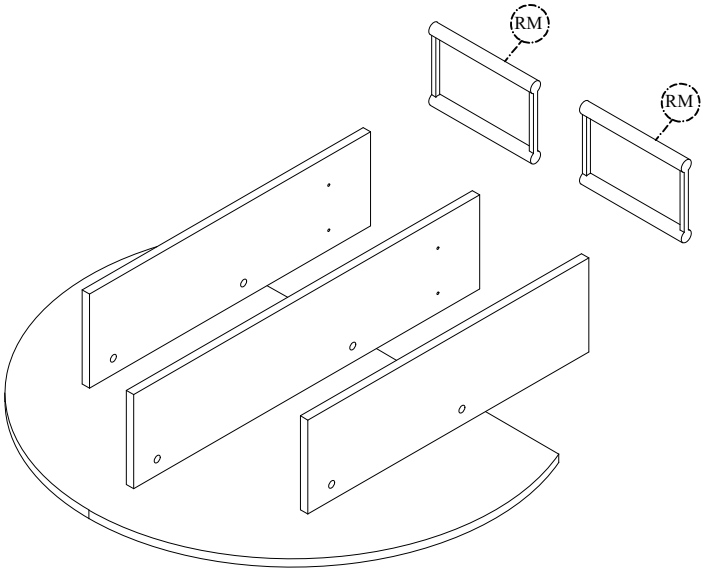
RM
RM

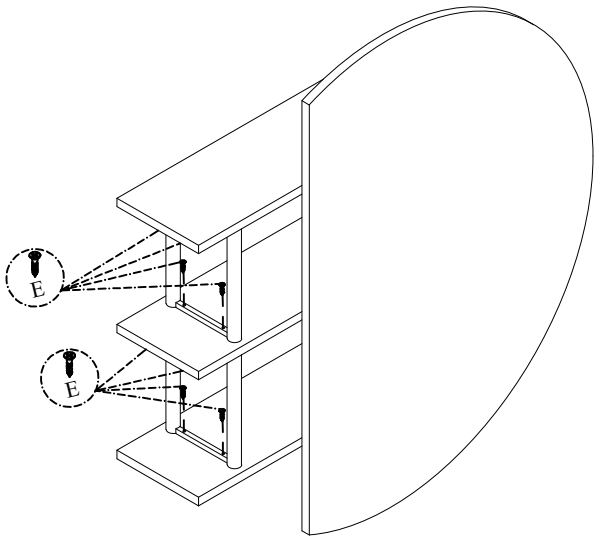
E
E

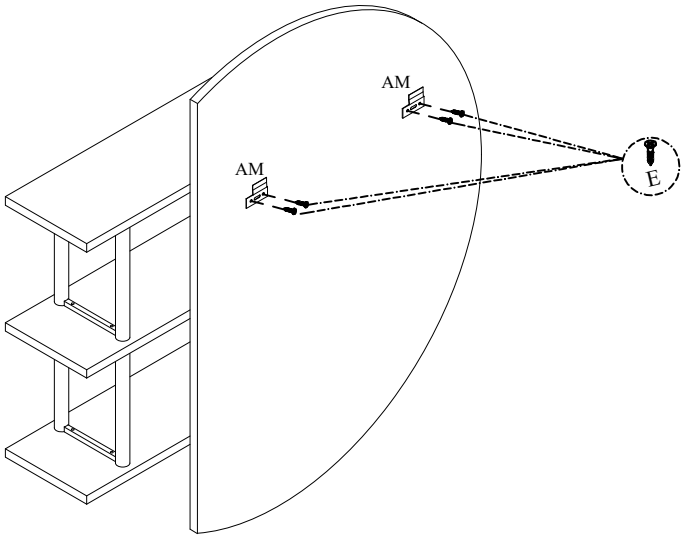
AM
AM
E

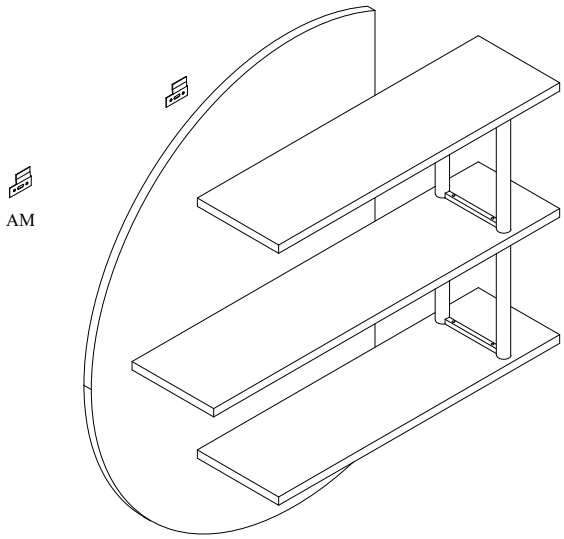
AM